

HondaJet **APMG**



Michelle Hoover

GLOBAL
ELITE



AVIATION

globaleliteaviation.com



2018 HondaJet APMG
N994WS SN42000111



Highlights

P3 Airframe Program

EMC2 Engine Program

Very Low Time

Like New Interior

Cabin Management

Power Outlets

Details

Airframe Time - 250

Engine Time - 250

Cycles -175

MX Tracking - Traxell

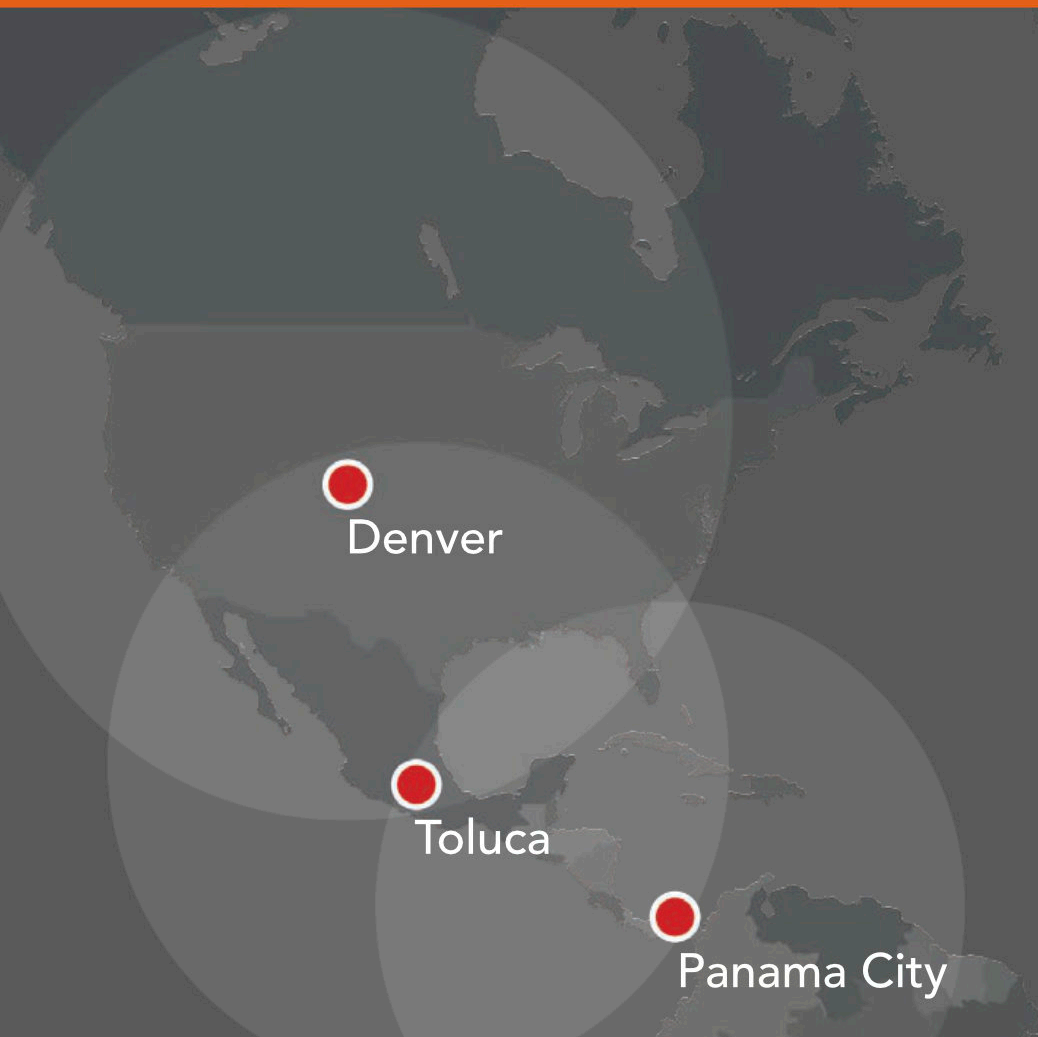
Custom Orange/Blue

Parchment Interior





[View/Download All High Resolution Photos](#)



Specs

Range - 1,359NM

GTOW - 10,700Lbs

Max Cruise - 422Kts

Max Altitude - FL430

Engine Thrust - 2,050Lbs

Max Climb - 4,100Ft/Min

Avionics

Garmin G3000

WAAS GPS

ADS-B In and Out

Smart Probes

Electronic Checklist

Electronic Standby
Instrument



Options

Surface Watch

Sirius XM Weather

Synthetic Vision

Jeppesen Chart View

TCAS I

Safe Taxi

Exterior

Over The Wing Engines

Composite Fuselage

Natural Laminar Flow

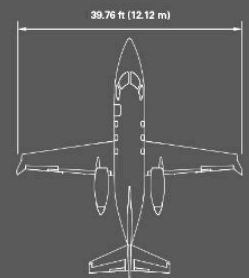
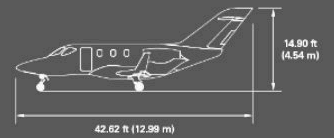
Baggage - 66 Cubic Ft

Aft Baggage - 400Lbs

Fwd Baggage - 200Lbs



Dimensions





Interior

Four Club Seats

One Side Facing Seat

5/6 Passengers

Fully Enclosed Lav

Externally Serviced Lav

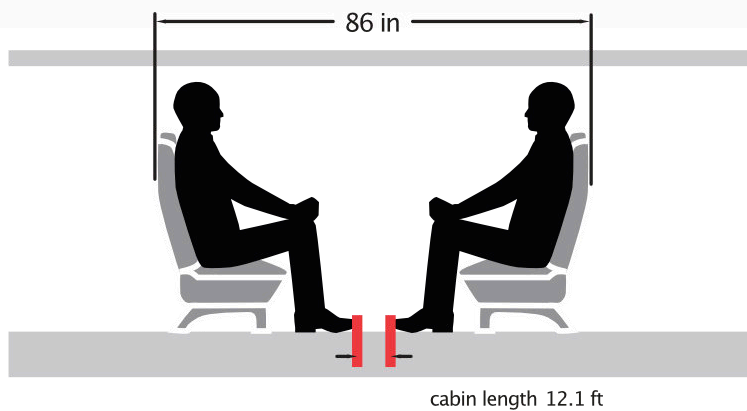
Executive Tables

Parchment Interior

Fwd Baggage - 200Lbs



Configuration



Best-In-Class Legroom

Over 1ft More Space Between Seats Than Citation M2

Options

Cabin Management

Side Facing Seat

Electrically Dimmable

Window Shades

Solid Aft Cabin Door



GLOBAL ELITE AVIATION



The *HondaJet* Authority